

East Berkshire Stroke Services Reconfiguration

Niki Cartwright
Dr Adrian Hayter

Thursday 17th March 2016

ricky.chana@nhs.net

Why Stroke Services Need to Change in Berkshire

- ❖ *Slough CCG, Bracknell & Ascot (BA) CCG and Windsor, Ascot & Maidenhead (WAM) CCG are currently reviewing stroke services in the area, with the intention to improve outcomes for patients following a stroke*
- ❖ *The National Stroke Strategy, published by the Department of Health recommended that all people with suspected acute stroke should be transported to a hyper-acute stroke unit, so that they have access to 24-hour brain imaging, expert interpretation and the opinion of a consultant stroke specialist, and thrombolysis.*
- ❖ *National data shows that a centralised model of acute stroke care, in which hyper-acute care is provided to all patients with stroke across an entire geographical area, can reduce mortality and length of hospital stay.*
- ❖ *This was implemented in London and is known as the “**London Model**” which ensures that all suspected stroke patients are conveyed to a Hyper Acute Stroke Unit (HASU) for their initial emergency care. This ensures that the patient is diagnosed, assessed and **provided the right treatment and support as early on as possible.***

All East Berkshire Patients are Within 21 mins of a HASU

21 min isochrones - Wexham Park and Surrounding HASUs



HASU	21min isochrone border colour
Luton & Dunstable	Dark Blue
Royal Surrey	Orange
Frimley Park	Light Blue
Royal Berks	Brown
High Wycombe	Green
John Radcliffe	Pink



South Central
Ambulance Service
NHS Trust

As illustrated by the isochrone map, the patients of Slough and East Berkshire are all within 21 minutes of a HASU. For Slough and many WAM patients, the closest HASU will be Wycombe Hospital.

Current Provision of Hyper Acute Stroke Units in Berkshire

- ❖ The population of Berkshire currently has 3 **Hyper Acute** Stroke Units (HASU) located at the following Hospitals:
 - **Wycombe Hospital**
 - **Royal Berkshire Hospital**
 - **Frimley Park Hospital**

- ❖ For a HASU to provide the most effective, high quality care, it is recommended that it:
 - ✓ admit a minimum of 600 confirmed stroke patients each year; and
 - ✓ have six stroke consultants, trained in thrombolysis, available 24 hours, seven days a week to treat 600 or more suspected strokes per year.

- ❖ Wexham Park Hospital provide an Acute Stroke Service, but do not have a Hyper Acute Stroke Unit, and will not be providing this service in the foreseeable future, as Wexham Park Hospital are unlikely to have the necessary volume of stroke patients a year.

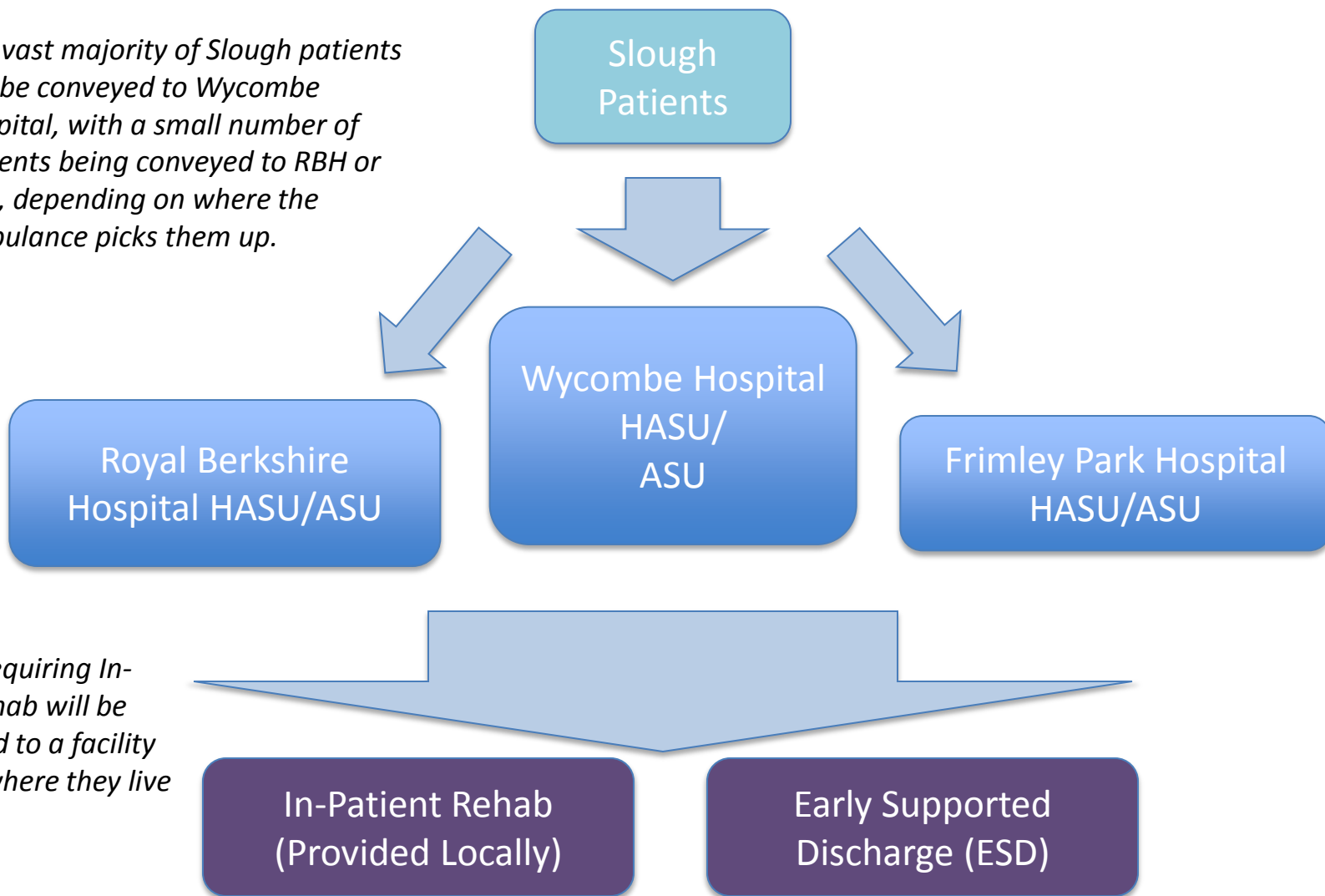
- ❖ ***Therefore the majority of the patients of Slough and Windsor & Maidenhead who are suspected of having suffered a stroke will be taken to Wycombe Hospital Hyper Acute Stroke Unit for their acute Stroke Care.***

Outcomes We Want For Our Patients

- ❖ *More people surviving stroke (better clinical outcomes);*
- ❖ *High quality, safe services available 24 hours a day, 7 days a week;*
- ❖ *A speedier recovery;*
- ❖ *Severity of patient disability reduced;*
- ❖ *More patients able to live independently following their stroke;*
- ❖ *Better likelihood of returning to work;*
- ❖ *Access to specialist staff, services and facilities;*
- ❖ *Access to rehabilitation services;*
- ❖ *Quality improvement programmes that ensure continuous improvement of high quality care, and;*
- ❖ *Services that are safe, sustainable and affordable for the future*

Future Provision of Stroke Services in Slough

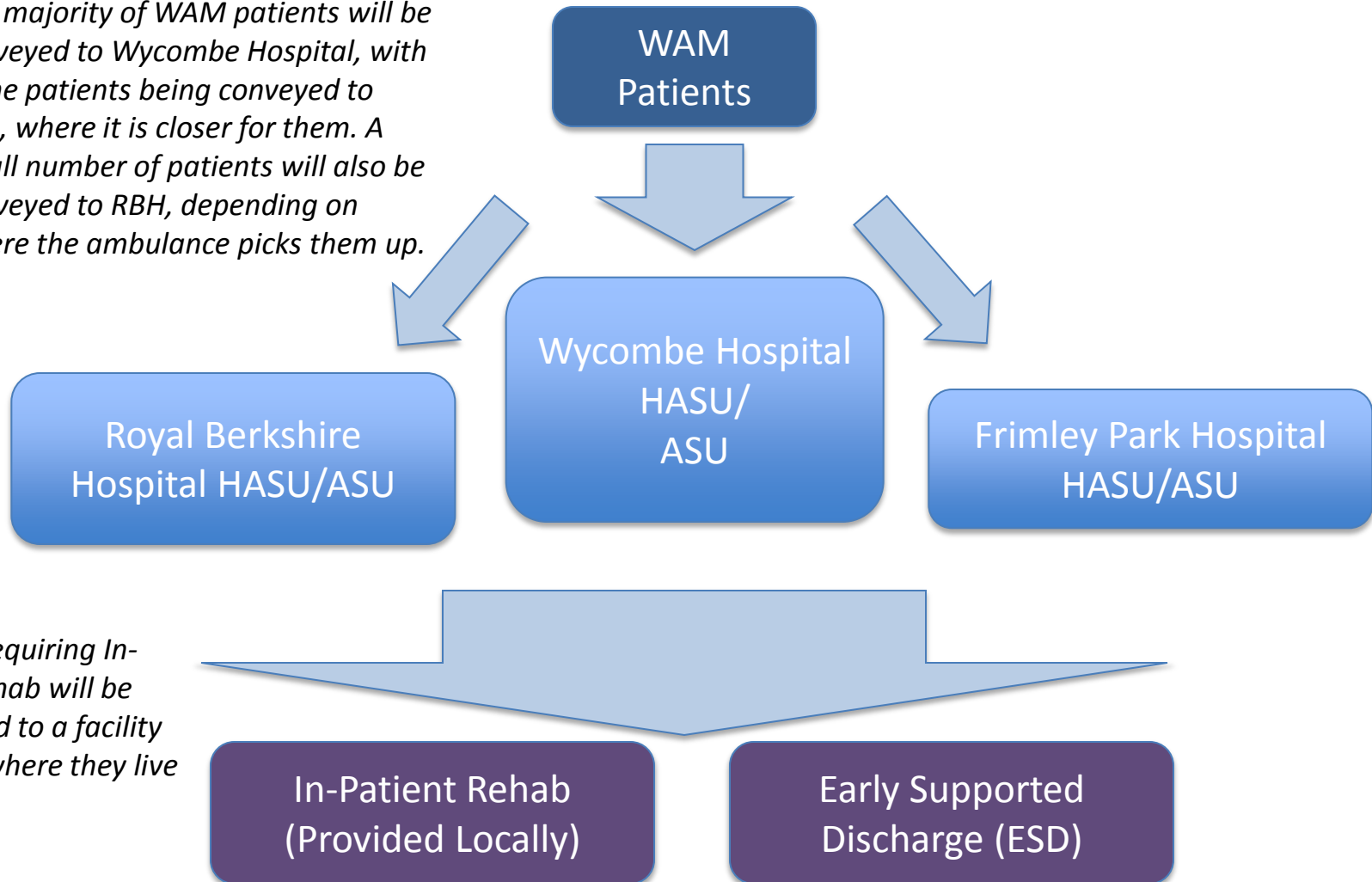
The vast majority of Slough patients will be conveyed to Wycombe Hospital, with a small number of patients being conveyed to RBH or FPH, depending on where the ambulance picks them up.



Patients requiring In-Patient rehab will be transferred to a facility closer to where they live

Future Provision of Stroke Services in Windsor, Ascot & Maidenhead (WAM)

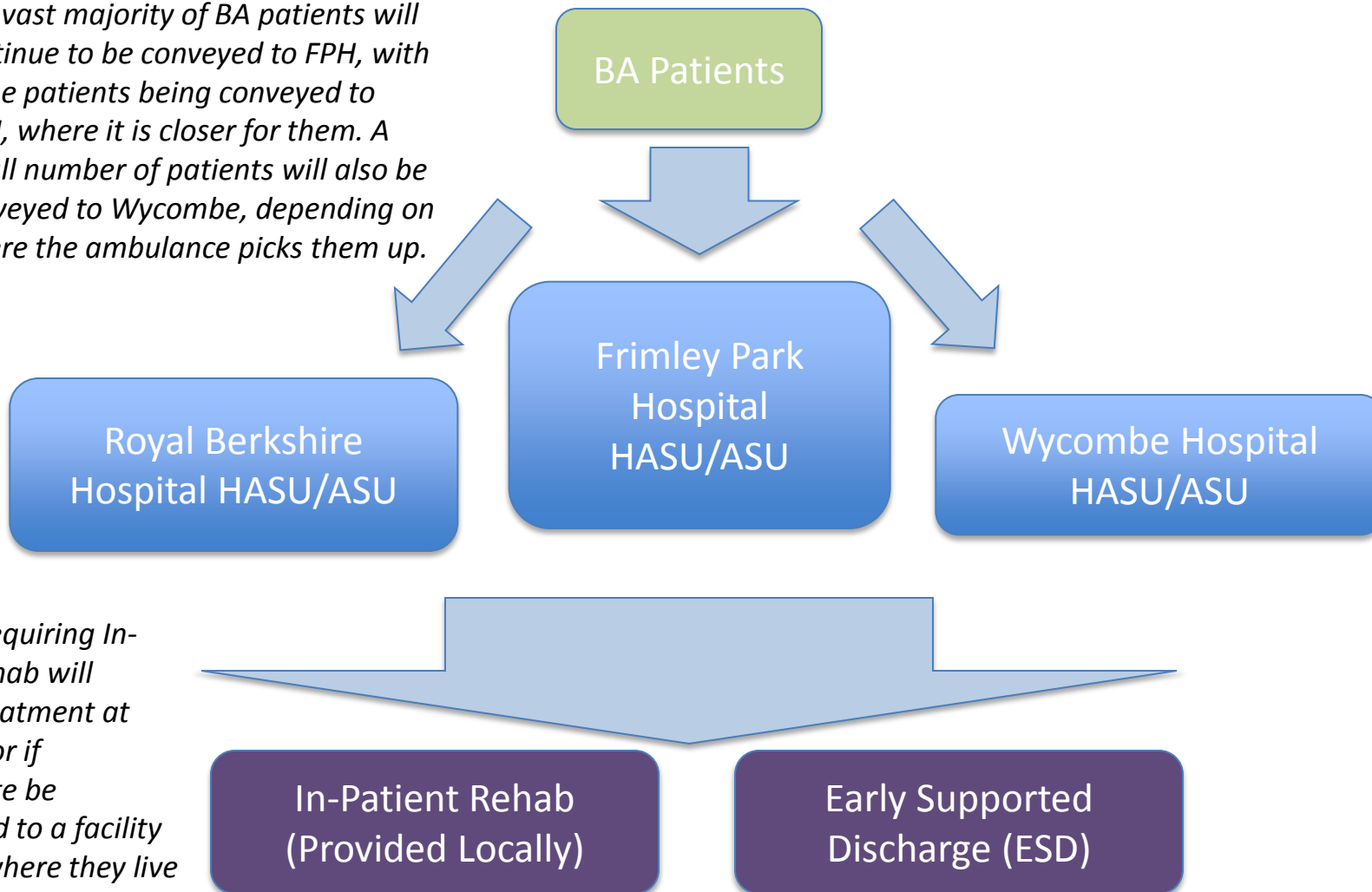
The majority of WAM patients will be conveyed to Wycombe Hospital, with some patients being conveyed to FPH, where it is closer for them. A small number of patients will also be conveyed to RBH, depending on where the ambulance picks them up.



Patients requiring In-Patient rehab will be transferred to a facility closer to where they live

Future Provision of Stroke Services in Bracknell & Ascot (BA)

The vast majority of BA patients will continue to be conveyed to FPH, with some patients being conveyed to RBH, where it is closer for them. A small number of patients will also be conveyed to Wycombe, depending on where the ambulance picks them up.



Patients requiring In-Patient rehab will receive treatment at FPH/RBH or if appropriate be transferred to a facility closer to where they live

Post HASU/ASU Stage of Care

In-Patient Rehab

- Patients who would benefit from in-patient rehabilitation will either remain in the facility they are in for their rehab if this is close to where they live, or will be transferred to an in-patient rehab unit closer to home.

Early Supported Discharge

- Patients who are eligible for Early Supported Discharge, will be discharged home with support from the ESD service for 6 weeks.

Community Support

- The CCGs will commission a comprehensive community rehabilitation service for patients post ESD.

Public Engagement

We want to make sure everyone has a voice in this work and that we are listening as much as talking.

We have taken this project to:

- Public Governing Body meetings for all three CCGs.
- Patient Participation Group Forums.
- Health overview and scrutiny committees for Bracknell, Slough and Windsor, Ascot and Maidenhead.

After this meeting:

- We will offer an online opportunity for people to ask questions and get involved.
- We will put together the Q&A from the meeting and share on the websites.
- We will keep you up-to-date - new briefing notes will be available on the websites.

If you have any questions or personal story you would like to share, please contact Ricky Chana, Project Manager. Tel: 01753 63 6480

Email: ricky.chana@nhs.net.

Please visit your CCG website for more information.