

Windsor Ascot & Maidenhead CCG Annual General Meeting Finance 2016/17

Nigel Foster – Director of Finance and
Performance

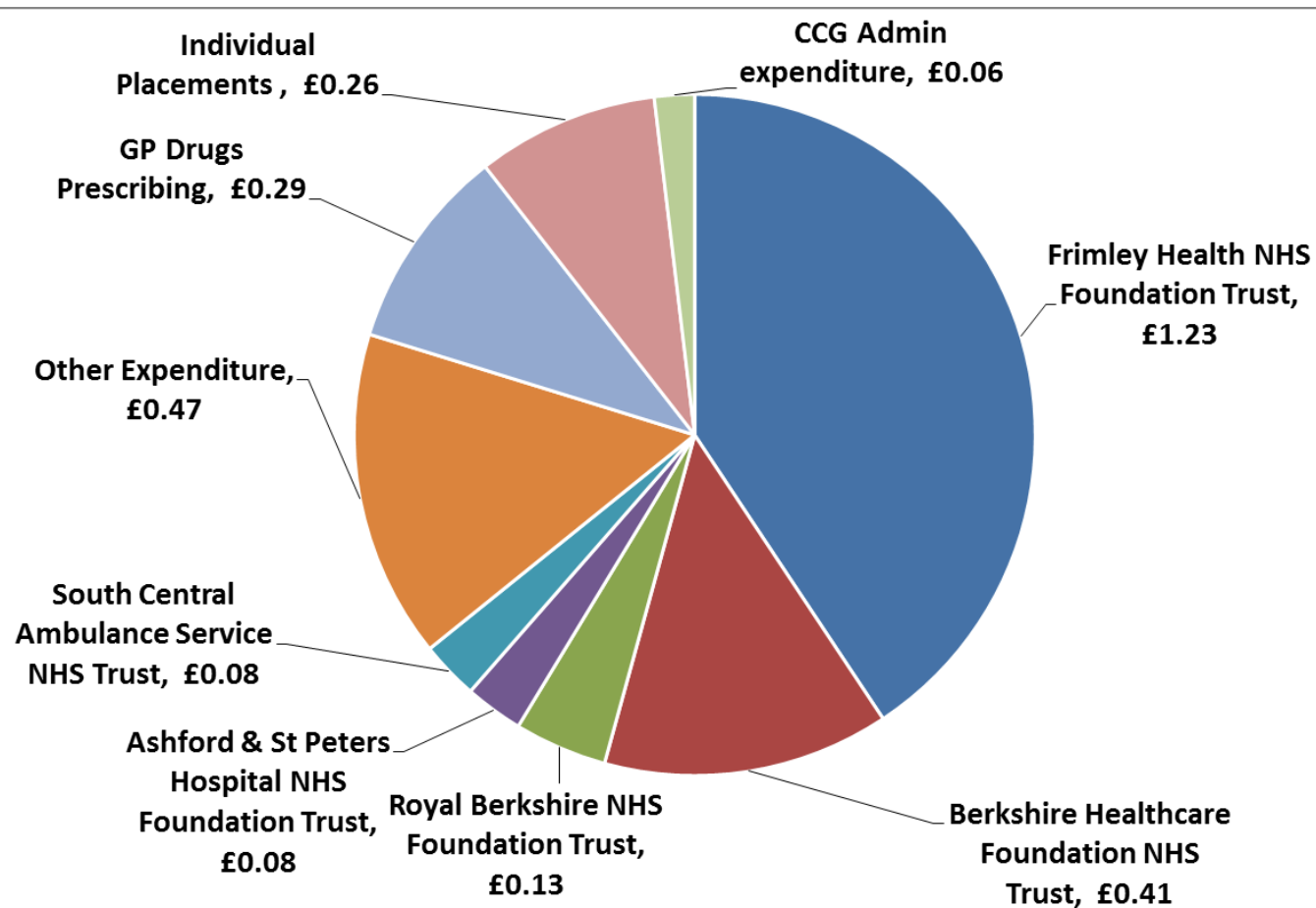


'Thinking locally, working together'

Windsor, Ascot & M'head

Expenditure 2016/17 £168m


Per person: per year = £1,098 per day = £3.02



CCG Financial Duties

Financial duties....

- ✓ Revenue Resource Limit
- ✓ Expenditure on “running costs”
- ✓ Cash in the bank at year end
- ✓ Unqualified audit report
- ✓ Unqualified regularity opinion
- ✓ Unqualified “value for money” opinion



For 2017/18 External Auditors changing from BDO to

KPMG



Financial Outlook

- Primary Care
- National Funding
- Working Differently



Primary Care

	B&A Annual Plan £m	Slough Annual Plan £m	WAM Annual Plan £m	Total Annual Plan £m
GP Core Contract	11.2	14.7	12.2	38.2
QOF Payments	1.4	1.6	1.6	4.6
GP Premises	1.4	1.5	1.8	4.8
Other	2.4	2.2	2.9	7.5
Delegated Primary Care	16.5	20.0	18.5	55.0



Memory Lane






National Funding



	<u>2016/17</u>	<u>2017/18</u>	<u>2018/19</u>	<u>2019/20</u>	<u>2020/21</u>
Change in funding - after taking account of inflation	0.1%	-0.2%	-0.6%	-0.5%	-0.3%

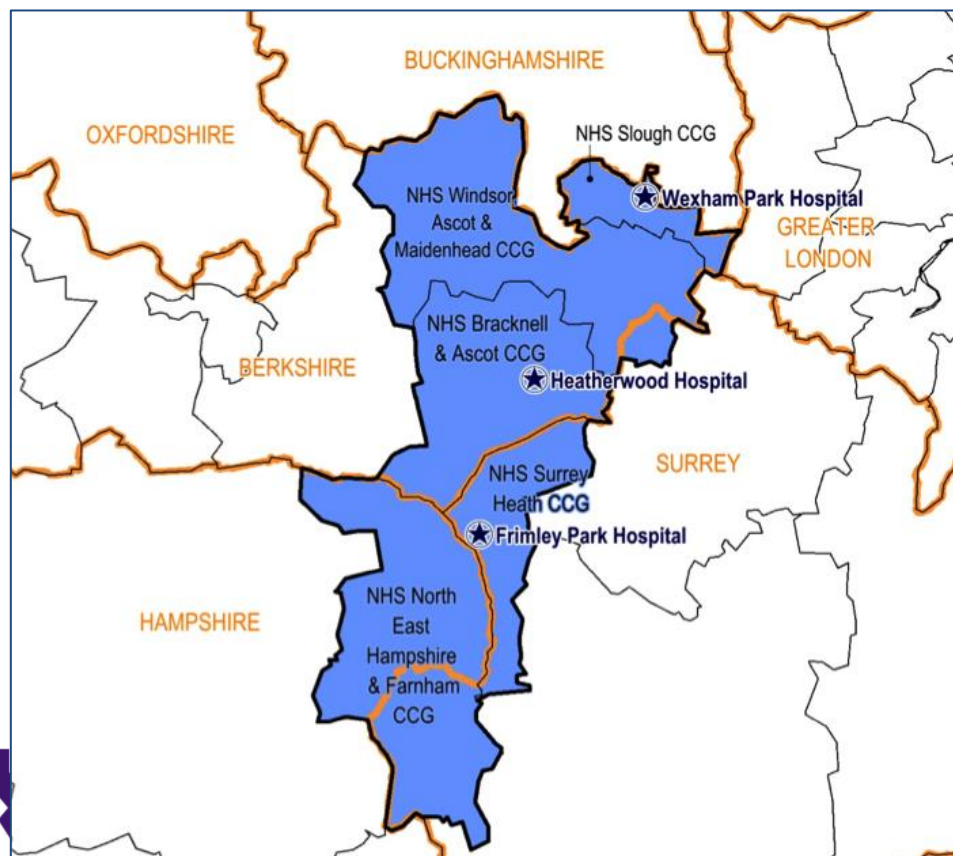


Working Differently





System Financial Position



CCGs	£m
NE Hampshire & Farnham	297
Bracknell & Ascot	178
Slough	200
Windsor, Ascot & Maidenhead	192
Surrey Heath	119
	986

Trusts	£m
Frimley Health	637
Berkshire Healthcare (50%)	122
Surrey & Borders (20%)	35
	794

Social Care	£m
Bracknell Forest	54
Royal Borough	58
Slough	51
Hampshire CC (part)	46
Surrey CC (part)	60
	269

